

# 13.1 Electric Chain Hoist ATHLO

Hoists



**VINCA**  
EQUIPOS INDUSTRIALES



### For loads up to 5 t

The ATHLO chain series, our latest generation of chain hoists, is designed for loads up to 5 t. ATHLO chain combines high security, performance and usability with easy maintenance and a long service life.

The modern design features a newly constructed interior and all-new mechanical components. ATHLO chain is easy to use and delivers top performance in extreme conditions.



### Higher durability

The hoist motor and redesigned cooling fins provide a better cooling in order to extend the service life. ATHLO chain offers a new design for activating the limit switch which works flawlessly both in everyday usage and extreme conditions.

### Higher performance & better handling

The new chain bag ensures an ideal balance. The compact design and new upper-eye suspension produce an increased lifting height at the same suspension height.

### Easiest maintenance

No special tools are necessary to exchange components and install spare parts.

### Improved safety

The new brake is designed to handle 1 million cycles or up to a lifetime. The gear oil cools the slipping clutch even better. Thanks to the new suspension bracket, a push or motor trolley can easily be installed.



## Models

- AA from 63 250 Kg
- AB up to 1000 Kg
- AC up to 2500 Kg
- AD up to 3200 Kg
- AE up to 5000 Kg



## Settings



Eye Suspension



Manual Trolley



Electrical Trolley

## Electrical Trolley Models



Standard



Low Headroom



Boogie for Curve

## ATHLO Chain combines:


- High security
- Long service life
- Easy maintenance
- Performance
- Usability
- Modern design
- Newly constructed interior
- All new mechanical components





## New

- Limit switch
- Motor
- Chain bag
- Suspension
- Brake
- %ED



## Limit switch

- Secure deactivation with no wear or tear on the slipping clutch
- Optimal protection thanks to the position of the micro switch
- Robust product that is built to last



## Motor 4/1 speed ratio

- Better cooling through the optimized alignment of cooling fins
- Better FEM classification
- Lightweight construction
- In house design



## Chain bag

- Improved chain inlet prevents accumulation of the chain
- Better chain distribution in the chain bag
- Ideal balance
- Easy to install
- Modern, space saving design




## Suspension bracket

- Highly flexible and versatile
- Compact design and improved C hoist dimension
- Security pins and brackets for a fast, simple assembly without special tools
- Designed for push and motor trolleys



## Brake/ slipping clutch


- Designed to handle 1 million cycles or up to a lifetime
- Slipping clutch as overload protection
- Longer service life through improved cooling






## Gear:

- In house production
- Designed for a lifetime
- Broad speed range
- Suitable for a wide range of uses and industries
- Robust tooth flanks and shafts that work together perfectly



## Duty Cycle

- The duty cycle can be up to 60 % thanks to the combination of motor, gear and slipping clutch.



## Other products of the VINCA group

- **Bridge Cranes**

- Monorail, Double Girder, Light Crane or Bridge Crane Kit

- **Gantry Cranes**

- Automotive Gantry Cranes, Lightweight Gantry

- **Rotating Booms**

- Portable, Manual, Motorized, Column

- **Winches**

- Electric, manual, drill operated

- **Hoists**

- Manual, Pneumatic, Chain Electric, Cable Electric

- **Accessories for Bridge Cranes**

- Claws, Hooks, Spreader
- Dynamometers
- Turner / Tilter ü Radio Controls

- **Carts**

- **Forklifts and Vertical Lifters**

- Mixed lifts
- Automatic Lifts
- Lifts (PLT)
  - Single Frame, Double Frame

- **Scissors Lifting Tables**

- Standard, Reinforced, Electromechanical, Special
- Lifts for working at height

- **Loading Docks**

- Loading Dock Shelters
- Loading Ramps
- Mobile Ramps (RMC), Automatic, Adjustable
- Safety Equipment
  - Vehicle Immobilizers, DOK-GUARDIAN Safety Barriers, Spotlights, Trailer Stands.

- **Industrial Doors**

- Flexible Doors, Fast, Refrigerated, White Rooms, Sectionals, Firewalls.
- Gates and Locks

- • **Turners, Inverters and Levelers**

- Pallet Inverter INVERTER ü NIVELMATIC Levelers
- Tilters INCLINATOR
- Tilters
- SKIPS for Transvases

- **Industrial Load Handler**

- Hook Manipulators VACU-LIFT ü Vacuum Manipulators
- Weightless Manipulators ü Mobile Lifts
- Suspension Systems

- **Industrial Fans**

- **Mobile Power Lines**

- **SAT Service**

- Maintenance, Repair



*ATEX finish of the equipment on request*

**BARCELONA**

Tel 93 635 61 20

Fax 93 635 61 30

info@vinca.es

**MADRID**

Tel: (+34) 616 91 69 82

madrid@vinca.es

**VALENCIA**

Tel: (+34) 647 817 537

valencia@vinca.es

**GALICIA**

Tel: (+34) 648 923 832

galicia@vinca.es

C/ Técnica, 39

Pol. Ind. Torre Bovera

08740 St. Andreu de la Barca

BARCELONA

**www.vinca.es**

