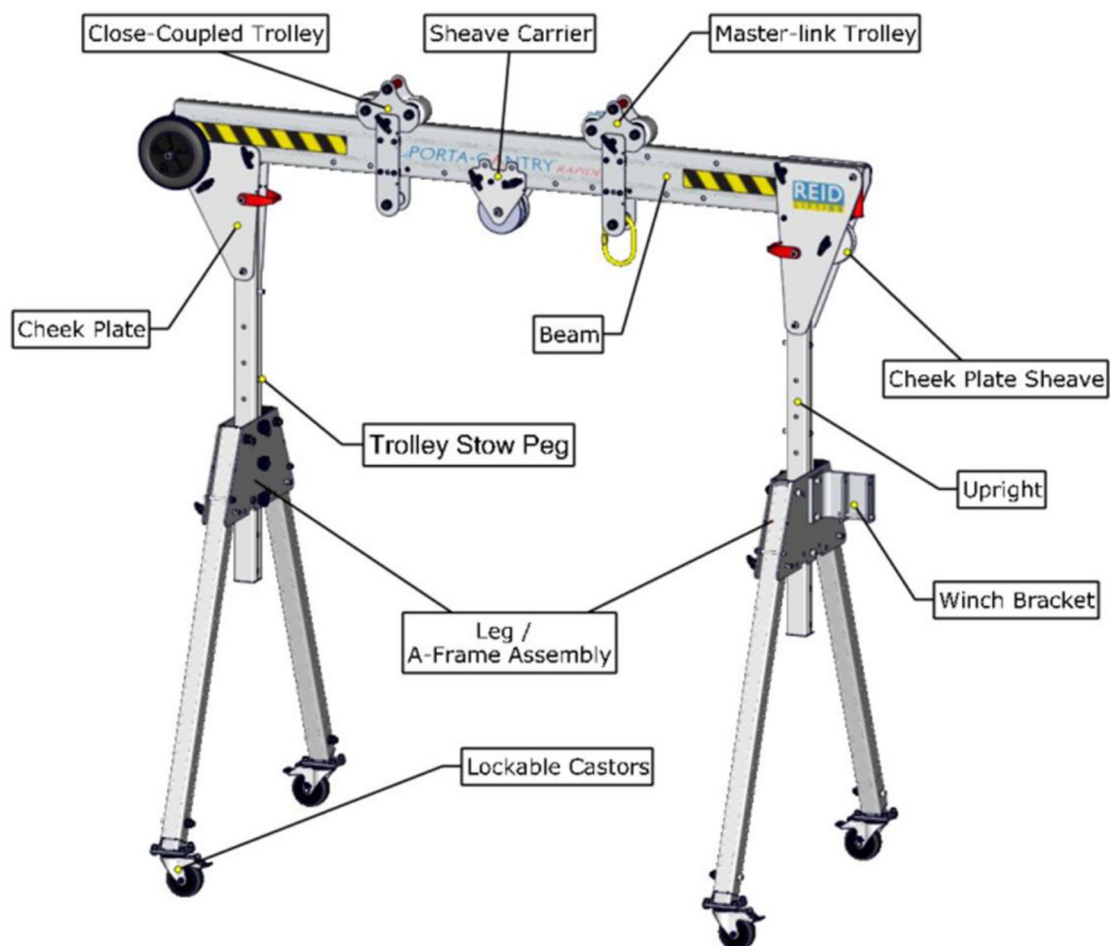




Bridge and gantry cranes

PG Rapide Gantry Crane

PG Rapide Configuration



PG Rapide Gantry Crane



N.B. All lifts should follow the relevant Risk Assessment and Method Statement and be undertaken by personnel trained in the safe use of the equipment used.

The PORTA-GANTRY RAPIDE adds exciting new dimensions to the PORTA-GANTRY family, as a unique single piece, rapid deployment, ultra-lightweight, fold away system with WLL 500kg Goods and Personnel Lifting (Man-ride) capability with EN795-Class B certification, suitable for 3 people*.

Standard Dimensions:

- Open: W 2216 x H 2189 (+200) x D 1158 mm
- Folded: 440 x 2190 x 415 mm
- Height to lifting eye: 1738 mm (+200)
- Working span: 1500 mm
- Beam length options to 4000mm

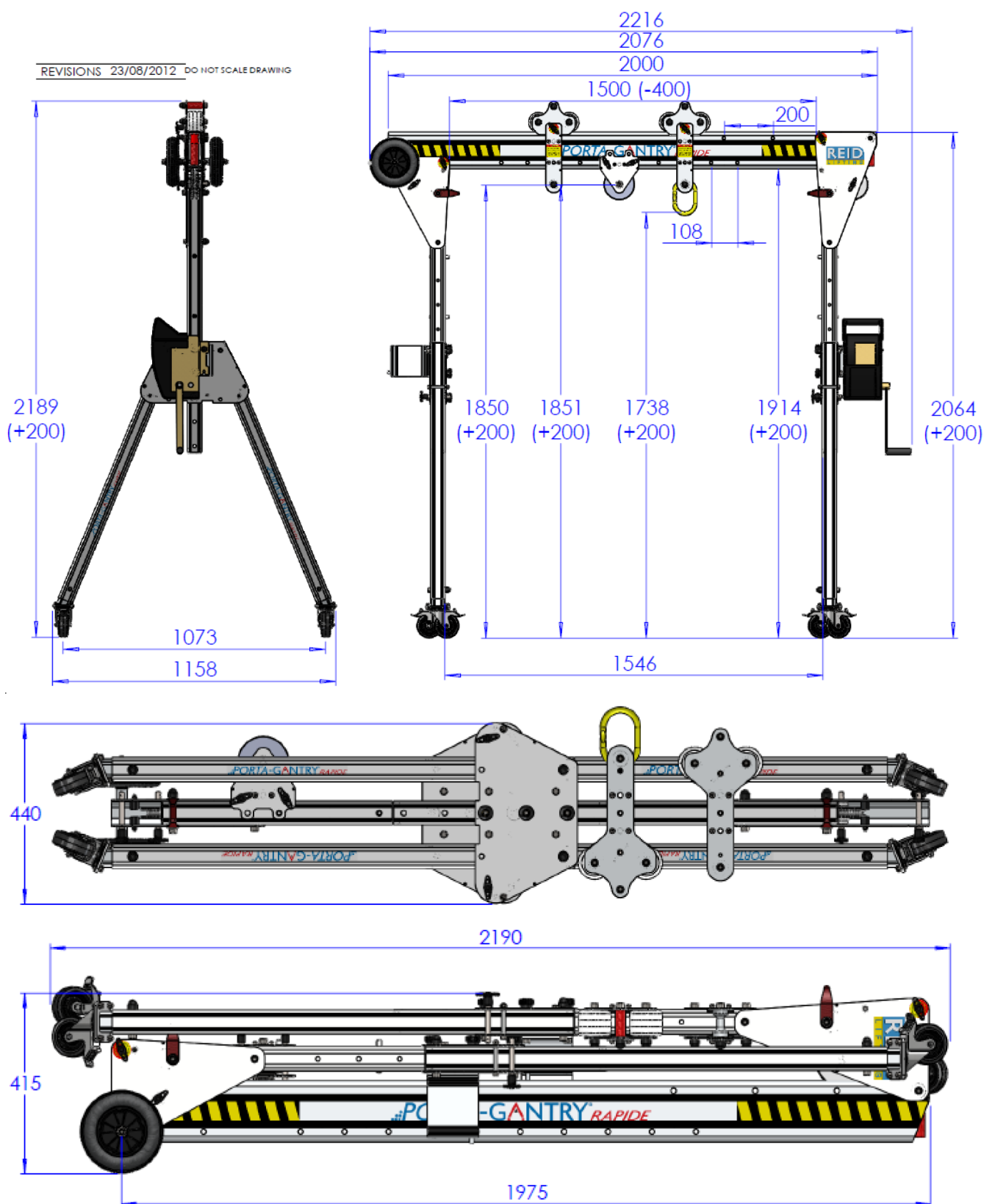
KEY FEATURES:

- Dual rated for goods and personnel lifting
 - Goods rated to WLL 500kg / - Personnel positioning 250kg
 - Designed to exceed EN795 Class B.
 - 3 person simultaneous fall arrest/ personnel positioning capability in a range of configurations*
 - Adaptable, multi-purpose trolleys – goods & personnel lifting.
- Rapid assembly by one person in less than a minute.
- Assembled on pins by one person (No bolts or tools required)
- Total assembled weight from 33kg with articulated feet or castors.
- Integral wheeled carrier for ease of transportation:
 - Folds down neatly with structure acting as its chassis & transport wheel for portability by one person.
 - 2 handles also supplied for carrying by 2 people.
- Highly compact for stowage & easily fits into a typical service van
- Winch options available – goods & personnel positioning (man-ride)
- Load bearing, lockable castors for easy positioning **
- Height of Lift easily adjusted with additional 200mm height
- Custom beam lengths (to 4000mm) and configurations available
- Fall arrest capability reduced when goods load simultaneously applied

***ACOP – Gantry movement under load only when a “competent person” has undertaken a Risk Assessment & Method Statement and deems appropriate.*



Dimensions with Trolley Options



Tel: (+34) 93 635 61 20 - info@vinca.es - www.vinca.es

PG Rapide Gantry Crane



PORTA-GANTRY RAPIDE

Rapid deployment in just a minute

PORTA-GANTRY system unit

- An ultra-light, single piece, aluminium gantry system rated at WLL 500kg, as a compact configuration complete with integral wheel and carrying handles for portability:
- 2000mm beam as standard - with 2300mm and up to 4000mm beam upgrades (with some reduction in capacity)
- unique rapid attach captive beam trolley options and sheave carrier options
- fitted with 360° rotation, swivel-locking Load Bearing castor wheels or Articulated Feet or Adjustable Height option
- Wide range of options to optimise your solution and provide:
 - WLL 500kg goods
 - EN795 Class B; Personnel Lifting (Man-ride) for up to 3 people
 - Weighing just 31kg

Standard Dimensions:

- Open: W 2216 x H 2189 (+200) x D 1158 mm
- Folded: 440 x 2197 x 415 mm
- Height to lifting eye: 1738 mm (+200)
- Working span: 1500 mm
- Beam length options to 4000mm



PORTA-GANTRY RAPIDE system options

Beams:

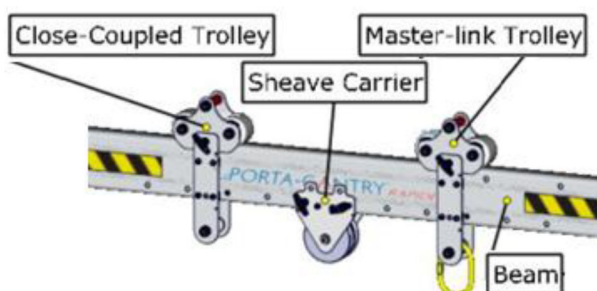
Bespoke designed beam to maximise strength with minimum weight.

Beam lengths can be supplied to **4000mm**, subject to WLL rating requirements.

2000mm WLL 500kg; **2300mm** WLL 400kg; to **4000mm** WLL 250kg



Trolleys:



Beam Trolley with master link: WLL 500 goods or 160kg Personnel Fall Arrest & Retrieval or "stand off" man-ride winch.

Beam Trolley to suit PORTA-GANTRY RAPIDE Beam.

Provides easy movement of the load/person along the beam.



Beam Trolley, close coupled to maximise the potential Height of Lift: WLL 500 goods or 160kg Personnel Fall Arrest & Retrieval or "stand off" man-ride winch.

Beam Trolley to suit PORTA-GANTRY RAPIDE Beam.

Provides easy movement of the load/person along the beam.



Sheaved Carrier: WLL 500 goods or 140kg Personnel Fall Arrest & Retrieval and 250kg Personnel Positioning.

The trolley can be fixed into position by a simple pin to support goods or personnel lifting winch use attached to a bracket on the trap plate.



Single sheave

Double sheave

Castor / Feet options:

360° rotation, swivel-locking load bearing castor wheels.

(Articulated feet & adjustable height options available):



PG Rapide Gantry Crane

Adjustable,

articulated levelling feet for fine height adjustment and levelling on uneven ground.



Articulated feet



Winch Bracket :

Custom rapid release winch bracket + cable sheave for the beam for a wide range of goods and personnel lifting (Man-ride) winches, allowing easy, fast attachment of chosen winch system.

e.g. Pfaff 900 goods winch WLL500kg, G-Winch personnel positioning, Sala & Checkmate Worm-gear personnel winches plus Checkmate FABXR & G-Save Fall Arrest & Retrieval systems... and more



CONFIGURATION GUIDE TABLE:

PG Rapide Configurations		Accessories				
		WLL Goods WLL500		Fall Arrest WLL 140 Kg	Checkmate FAIR retrieval Winch	Personnel Positioning to 250kg per person
GH No.	Goods Lifting - Chain Hoist WLL 500kg	Chain hoists	Winch	FA Unit	FAIR Unit	Personnel Winch
GH1	WLL 500kg goods lifting with Chain Block (Operator protected by barrier or restraint if WAH)	✓				
GH2,3	WLL 500kg goods lifting with Chain Block & Fall Arrest unit for single operator or FA & Retrieval (FAIR Unit)	✓		✓	OR ✓	
GH4,5	WLL 500kg goods lifting with Chain Block & two Fall Arrest units for two operators (Checkmate Xcalibre FABX2) or FA & Retrieval (FABX2R) 2 off OR GW	✓		✓✓	OR ✓✓	
GW No.	Goods Lifting - Chain Hoist WLL 500kg					
GW1	WLL 500kg goods lifting with winch (operators protected by barrier or restraint)		✓			
GW2,3	WLL 500kg goods lifting with winch & Fall Arrest unit for single operator or FA & Retrieval (FAIR unit)		✓	✓	OR ✓	
GW4,5	WLL 500kg goods lifting with winch & Fall Arrest units for two operators or FA & Retrieval (FAIR, 2 off)		✓	✓✓	OR ✓✓	
WAH No.	Work at height:					
WAH1,2	Single Fall Arrest Unit for person using a primary entrance/egress method - eg ladder (or FAIR Winch retrieval)			✓	OR ✓	
WAH3,4	Dual Fall Arrest Units for persons using a primary entrance/egress method - eg ladder (or FAIR Winch retrieval)			✓✓	OR ✓✓	
WAH5,6	Three Fall Arrest Units for persons using a primary entrance/egress method - eg ladder (or FAIR Winch retrieval)			✓✓✓	OR ✓✓✓	
PP No.	Personnel Positioning & Retrieval					
PP1	Single Person Manride Winch entry/egress - & Fall Arrest & Retrieval support unit - on Trolley				✓	✓
PP2	Single Person Manride Winch entry/egress - & Fall Arrest & Retrieval support unit - on A-Frame				✓	✓
PP3	Single Person Manride Winch entry/egress - & 2 x Fall Arrest & Retrieval support unit for Person & "Top Man" operator on Trolleys				✓✓	✓
PP4	Single Person Manride Winch entry/egress - & 2 x Fall Arrest & Retrieval support unit for Person & "Top Man" operator 1 on Trolley & 1 on A-Frame				✓✓	✓

GOODS LIFTING - with Manual or Electric Chain Hoists:



WLL 500kg Goods lifting with Manual Chain Hoist.

Requires:

1x

- Master Link Trolley (PGTZR00500)

Or

- Close Coupled Trolley (PGTXR00500) – for additional Height of Lift

Plus:

- Chain Hoist of choice



WLL 500kg Goods lifting with Electric Chain Hoist.

Requires:

1x

- Master Link Trolley (PGTZR00500)

Or

- Close Coupled Trolley (PGTXR00500) – for additional Height of Lift

Plus:

- Electric Hoist of choice

Multiple point lifts can be made using additional trolleys and hoists – with TOTAL WLL of 500kg



WLL 500kg Goods lifting with Manual Chain Hoist & Fall Arrest Unit WLL 140kg.

Requires:

2 x

- Master Link Trolley (PGTZR00500)


Or

- Close Coupled Trolley (PGTXR00500) – for additional Height of Lift

Plus:

- Fall Arrest Unit of Choice
- Manual or Electric Chain Hoist of choice

PG Rapide Gantry Crane



WLL 500kg Goods lifting with Manual Chain Hoist & Fall Arrest WLL 140kg & Retrieval Unit.

Requires:

2 x

- Master Link Trolley (PGTZR00500)

Or

- Close Coupled Trolley (PGTXR00500) – for additional Height of Lift

Plus:

- Fall Arrest & Retrieval Unit of Choice
- Manual or Electric Chain Hoist of choice



WLL 500kg Goods lifting with Manual Chain Hoist & dual Fall Arrest Units (2 x WLL 140kg).

Requires:

3 x

- Master Link Trolley (PGTZR00500)

Or

- Close Coupled Trolley (PGTXR00500) – for additional Height of Lift

Plus:

- 2 off Fall Arrest Units of Choice
- Manual or Electric Chain Hoist of choice



WLL 500kg Goods lifting with Manual Chain Hoist & Dual Fall Arrest & Retrieval Units (2 x WLL 140kg).

Requires:

3 x

- Master Link Trolley (PGTZR00500)

Or

- Close Coupled Trolley (PGTXR00500) – for additional Height of Lift

Plus:

- 2 off Fall Arrest & Retrieval Unit of Choice
- Manual or Electric Chain Hoist of choice

GOODS WINCHING Configurations – WLL 500kg:



GW1

Goods Winch WLL500kg mounted on A-Frame – assuming operators safely behind barriers or restrained.

Requires:

- 1 x SINGLE Sheave Carrier (PGTUR00500) &
- 1 x Worm Gear Goods Winch Attachment Bracket and cheek-plate sheave assembly (RAPG000009)

Plus:

- Goods Winch (Checkmate, G-Winch, Sala or Pfaff)



GW2

Goods Winch WLL500kg with an operator's Fall Arrest System – assuming self-recovery (e.g. Ladder).

Requires:

- 1 x SINGLE Sheave Carrier (PGTUR00500) &
- 1 x Goods Winch Attachment Bracket and cheek-plate sheave assembly (RAPG000009)

Plus: 1 x

- Master Link Trolley (PGTZR00500)

Or

- Close Coupled Trolley (PGTXR00500) – for additional Height of Lift

Plus:

- Goods Winch (Checkmate, G-Winch, Sala or Pfaff)
- Fall Arrest Unit of choice



GW3

Goods Winch WLL500kg with an operator's Fall Arrest System with Retrieval Winch – for use by recovery team/operator from a safe /restrained position.

Requires:

- 1 x SINGLE Sheave Carrier (PGTUR00500) &
- 1 x Goods Winch Attachment Bracket and cheek-plate sheave assembly (RAPG000009)

Plus: 1 x

- Master Link Trolley (PGTZR00500)

Or

- Close Coupled Trolley (PGTXR00500) – for additional Height of Lift

Plus:

- Goods Winch (Checkmate, G-Winch, Sala or Pfaff)
- FAIR unit of choice

PG Rapide Gantry Crane



GW4

Goods Winch WLL500kg with two operator's Fall Arrest Systems – assuming self-recovery (e.g. Ladder).

Requires:

- 1 x SINGLE Sheave Carrier (PGTUR00500) &
- 1 x Worm Gear Goods Winch Attachment Bracket and cheek-plate sheave assembly (RAPG000009)

Plus: 2 x

- Master Link Trolley (PGTZR00500)

Or

- Close Coupled Trolley (PGTXR00500) – for additional Height of Lift

Plus:

- Goods Winch (Checkmate, G-Winch, Sala or Pfaff)
- 2 off FA units of choice



GW5

Goods Winch WLL500kg with two operator's Fall Arrest Systems with Retrieval Winches – for use by recovery team from safe/restrained position.

Requires:

- 1 x SINGLE Sheave Carrier (PGTUR00500) &
- 1 x Worm Gear Goods Winch Attachment Bracket and cheek-plate sheave assembly (RAPG000009)

Plus: 2 x

- Master Link Trolley (PGTZR00500)

Or

- Close Coupled Trolley (PGTXR00500) – for additional, Height of Lift

Plus:

- Goods Winch (Checkmate, G-Winch, Sala or Pfaff)
- 2 off FAIR units of choice

PG Rapide Gantry Crane

WORK at HEIGHT - Fall Protection:



Single Fall Arrest Unit WLL 140kg.

Requires:

1 x

- Master Link Trolley (PGTZR00500)

Or

- Close Coupled Trolley (PGTXR00500) – for additional Height of Lift

Plus:

- Fall Arrest Unit of Choice



Single Fall Arrest & Retrieval Unit WLL 140kg.

Requires:

1 x

- Master Link Trolley (PGTZR00500)

Or

- Close Coupled Trolley (PGTXR00500) – for additional Height of Lift

Plus:

- Fall Arrest & Retrieval Unit of Choice

A total of 3 FA or FAIR units, each with WLL 140kg, can be supported by the Standard PG RAPIDE 500...on Trolleys or A-Frame Brackets.



Single Fall Arrest & Retrieval Unit WLL 140kg mounted on A-Frame.

Requires:

- 1 x SINGLE Sheave Carrier (PGTUR00500) &
- 1 x Fall Arrest Retrieval Winch Attachment Bracket and cheek-plate sheave assembly (RAPG000008)

Plus:

- Fall Arrest & Retrieval Unit

PERSONNEL POSITIONING Configurations – 2 x WLL 250kg:



Personnel Positioning Winch WLL250kg with Single Fall Arrest & Retrieval Unit WLL 140kg.

Requires:

- 1 x SINGLE Sheave Carrier (PGTUR00500)

Plus: 1 x

- Master Link Trolley (PGTZR00500)

Or

- Close Coupled Trolley (PGTXR00500) for additional HoL &
- 1 x Carol Personnel Winch Attachment Bracket and cheek-plate sheave assembly (RAPG000009)

Plus:

- Personnel Winch (Checkmate, SALA or G-Winch)
- FAIR unit of choice



Personnel Positioning Winch WLL 250kg with Single Fall Arrest & Retrieval Unit WLL140kg mounted on other A-Frame.

Requires:

- 1 x DOUBLE Sheave Carrier (PGTTR00500) &
- 1 x Personnel Winch Attachment Bracket and cheekplate sheave assembly (RAPG000009) &
- 1 x FAIR Attachment Bracket and cheek-plate sheave assembly (RAPG000008)

Plus:

- Personnel Winch (Checkmate, Sala or G-Winch)
- FAIR unit (Checkmate Xcalibre2R, G-SaverR or Tractel)

PG Rapide Gantry Crane



Personnel Positioning Winch WLL250kg with Dual Fall Arrest & Retrieval Units (2 x WLL140kg).

Requires:

- 1 x SINGLE Sheave Carrier (PGTUR00500) &
- 1 x Worm Gear Personnel Winch Attachment Bracket and cheek-plate sheave assembly (RAPG000009)

Plus: 2 x

- Master Link Trolley (PGTZR00500)

Or

- Close Coupled Trolley (PGTXR00500) – for additional Height of Lift

Plus:

- Personnel Winch (Checkmate, Sala or G-Winch)
- 2 off FAIR units of choice

Personnel Positioning Winch WLL250kg with Dual Fall Arrest & Retrieval Units (2 x WLL140kg) 1 on Trolley & 1 on A-Frame:

Requires:

- 1 x DOUBLE Sheave Carrier (PGTTR00500) &
- 1 x Worm Gear Personnel Winch Attachment Bracket and cheek-plate sheave assembly (RAPG000009) &
- 1 x FA Attachment Bracket and cheek-plate sheave assembly (RAPG000008)

Plus: 1 x

- Master Link Trolley (PGTZR00500)

Or

- Close Coupled Trolley (PGTXR00500) – for additional Height of Lift

Plus:

- Personnel Winch (Checkmate, Sala or G-Winch)
- FAIR unit (Checkmate Xcalibre, G-SaverR or Tractel)

Dual Personnel Positioning Winches (2 x WLL250kg) with Dual Fall Arrest & Retrieval Units (2 x WLL140kg) on Trolleys:

Requires:

- 2 x SINGLE Sheave Carrier (PGTUR00500) &
- 2 x Personnel Winch Attachment Bracket and cheekplate sheave assembly (RAPG000009)

Plus: 2 x

- Master Link Trolley (PGTZR00500)

Or

- Close Coupled Trolley (PGTXR00500) – for additional Height of Lift

Plus:

- 2 x Personnel Winch (Checkmate, Sala or GWinch)
- 2 x FAIR unit of choice



Stand-Off Personnel Positioning/Recovery options – enabling easy movement along the beam to safe position



SALA Uni-pod Personnel Positioning stand-off winch & Fall Arrest & Retrieval Unit.

Requires:

2 x

- Master Link Trolley (PGTZR00500)

Or

- Close Coupled Trolley (PGTXR00500) – for additional Height of Lift

Plus:

- SALA POLE HOIST SYSTEM with UNI-POD support:
- 8510409 1.2m to 2.13m Pole Hoist with swivel head and hardware
- 8510476 1.m to 3.05m Pole Hoist with swivel head and hardware
- 8511235 T-bar (Uni-Pod) Leg Assembly for Pole



DECO 2000 Personnel Positioning stand-off winch & Fall Arrest & Retrieval Unit.

Requires:

2 x

- Master Link Trolley (PGTZR00500)

Or

- Close Coupled Trolley (PGTXR00500) – for additional Height of Lift

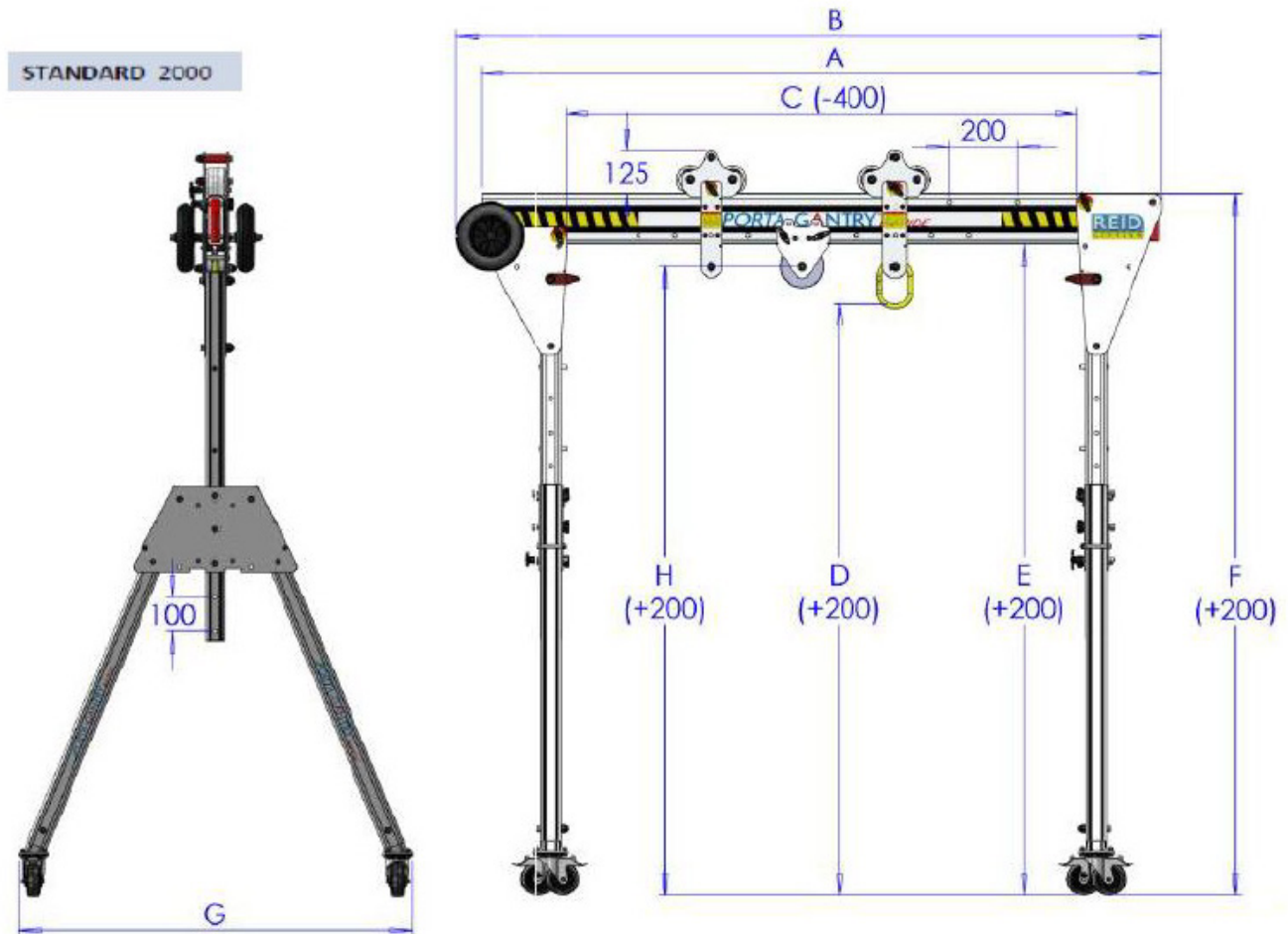
Plus:

- Deco 2000 19m or longer cable option

N.B. While we have attempted to be as comprehensive as possible, the PORTAGANTRY RAPIDE is a very versatile system and if the solution you require is not shown, please don't hesitate to contact us.

PG Rapide Gantry Crane

Longer beam configurations to 4000mm are available with amended capabilities:



Rapide Dimensions and Capabilities

Configuration*	Dimension (mm)								Weight *	Goods Capacity	Fall Arrest Capacity	Personnel Weight Limit
	A	B	C	D	E	F	G	H				
STANDARD 2000	2000	2216	1500	1738	1914	2064	1158	1850	33	500	3x140	250
STANDARD 2300	2300	2376	1800						34	400	2x140	200
STANDARD 4000	4000	4076	3500						38	250	1x140	125

* Weight refers to structure only

General Lifting options – Chain blocks, hoists and winches

A wide range of lifting devices are available such as:

Manual Chain blocks & winches as well as Electrical & Air hoists alternatives:



Please discuss your overall requirements with VINCA Lifting.

Pfaff Winch 900: WLL 500 kg (Requires a PG RAPIDE bracket)

Lightweight, Zinc plated, spur gear hoisting winch with load pressure break (to prevent unintentional lowering of the load) with 7mm rope

Chain Block: WLL 500 kg (Yale CB0500-360°)

Manual Chain block rated WLL 500 kg, complete with 3.0m of load chain and 2.5m hand chain. The Chain block has unique design for operation of block at any angle to the load, allowing safe operation from side of load rather than the traditional system requiring chain to be pulled from directly underneath the chain block.

A load chain container, additional load chain and additional hand chain can be supplied if required.

Now available with Overload Protection as an option.

Electric Chain Hoist

- CMLS500 - Electric chain hoist, rated WLL 500kg with 110V single phase power, hook suspension to suit Porta Gantry.
- The unit has a duty rating of 50% and a hoist speed of 4.0 mpm and a minimum hook to hook dimension of 413mm.
- Standard hoist with 3m HOL weighs approx 29kg.
- Also available at 240v Single Phase or 400v 3ph 50Hz with hoist speed of 4m/min
- Weight = 26Kg + 0.9Kg Additional load chain per metre

Options on Lodestar Chain Hoist

- Additional load chain available and to be specified.
- Load Chain Container
- Weather Proof Jacket

PG Rapide Gantry Crane



PORTA-GANTRY RAPIDE Personnel Lifting (Man-ride) OPTIONS

VINCA provides a wide range of standard and custom Personnel Lifting and Fall Arrest and Retrieval solutions based around best in class Personnel Lifting Winches and Fall Arrest & Retrieval units, customised to meet clients' operating requirements.



Please discuss all such applications with VINCA to select the optimum solution.

Checkmate - Verlinde Worm Gear Winch

Goods & Personnel Lifting

Personnel Winch WLL 250kg (when used with a Fall Arrest Unit) is designed for use with MSE. Fall Protection ... Personnel Winch has a secondary brake system. (Also rated WLL 500kg goods.)



Checkmate FAB15R

Fall Arrest with Integral Retrieval Winch unit with 15m steel rope
(Requires a PG RAPIDE bracket and a sheaved carrier)



Checkmate FABX2

Fall Arrest Block Xcalibre:

Ultra-lightweight (Just 3.75kg), compact (244mm x 183mm) Fall Arrest unit with Dyneema rope (10m or 18m options)

(Galvanised and stainless steel options available)

Complete with alloy swivel load indicator twist lock karabiner on life line, and 11mm alloy twist lock on device other connectors available on request

EN 360, AS/NZS 1891.3.1997 AND ANSI.



Checkmate FABX2R

with retrieval winch capability (Requires a PG RAPIDE bracket and a sheaved carrier)



Tel: (+34) 93 635 61 20 - info@vinca.es - www.vinca.es

Globestock's G-Saver

Fall Arrest & Retrieval winch with bracket:

G-Saver II retractable fall arrest and emergency retrieval winch is available with galvanized or stainless steel wire rope with lengths ranging from 7 to 34 metres:

FEATURES:

- Lightweight durable aluminium housing.
- Cable length - 7-34mtrs of 5mm diameter galvanised or stainless steel cable.
- Fall arrest stopping distance between 0.6 and 1.0 m.
- Cable retrieval rate - approximately 3m per minute in winch mode.
- Incorporates an anti-run winch mechanism.
- Unit weight - 12-23 kg.



Tractel FA20 & FA20R

Fall arrest and Fall Arrest with Integral Retrieval Winch units with 20m steel rope (FAIR requires a PG RAPIDE bracket and a sheaved carrier)



Deco 2000 19m

The Didsbury Deco 2000 "stand-off" compact hoist system for man-riding and goods operations. Available with two choices of cable lengths 19m or 37m incorporating a controlled multi-layering drum action. Versatile, easily portable and designed for suspension from any suitable overhead fixture such as PORTA-GANTRY Trolley.

- Safe Working Load (SWL) 127kg
- Lifting / Lowering Speeds 60 r.p.m / 0.5m per second
- Weight 13kg
- Length 1.5m
- AIR MOTOR DRIVE Optional



Globestock G-Winch (Requires a bracket and a sheaved carrier)

Goods & Confined working space man riding rescue winch:

The G-Winch man riding winch is suitable for lowering and raising a worker or tools, with up to 50 metres of galvanized wire rope and is quickly and easily attached via custom brackets.

Use in conjunction with a fall arrest (& retrieval) system for access confined spaces.

Features:

- Gear Ratio 1 : 8.9
- Tough and durable powder coated pressed steel casing
- Fitted with a maximum 50mtrs of 5mm diameter galvanized steel cable and karabiner for attaching to a user's harness
- Weight with 50m of cable: 21.5kg
- Safe working load for man riding: 136kg
- Safe working load for materials handling: 200kg



PG Rapide Gantry Crane



SALA KT2PW60L (or 120L)

Lightweight Salalift II Winch for Personnel rescue and work support: WLL 160kg (£1,741.00)
(Requires a PG RAPIDE bracket and a sheaved carrier)

Easy manual operation, 6:1 gear ratio (av lifting speed 4m/sec); 18m 6mm galv steel cable with carry bag; weighs just 16kg, quick mount system & bracket; Free- Wheel Mode; Overload Clutch; Level Wind aids spooling; Safety Hook – swivel, self locking with Impact Indicator; Reserve Lifeline System brake absorbs energy in fall; Meets or Exceeds industry regulations;



SALA POLE HOIST SYSTEM with UNI-POD support:

- 8510409 1.2m to 2.13m Pole Hoist with swivel head and hardware
- 8510476 1.m to 3.05m Pole Hoist with swivel head and hardware
- 8511235 T-bar (Uni-Pod) Leg Assembly for Pole Hoist

TOTAL SOLUTION – HOIST, POLE SYSTEM and T-BAR/Uni-POD



FORMAL TRAINING:

Safe Assembly, Operating and Maintenance training – ½ day

VINCA Lifting provides safe assembly, operation and maintenance training for all systems at VINCA's Chepstow manufacturing facility or at the client's premises. Up to 10 attendees per ½ day session, each provided with training materials



PORTA-GANTRY RAPIDE: Certifications

- EC Directive 89/686/EEC
- EC Directive 2006/42/EC
- EC Type Examination certificate EN 795: Class B
- ANSI, OSHA & CSA

Tel: (+34) 93 635 61 20 - info@vinca.es - www.vinca.es

VINCA products

- Bridges crane and gantry cranes
- Jib cranes
- Hoists and winches
- Scissor Tables and scissor lifts
- Elevators/Lifts for loads (PLT)
- Dock levelers
- Moving Dock levelers (RMC)
- Coats Furniture
- Wheel-lok (Vehicle Immobilizer)
- Safety equipment for docks
- Vacuum lifters VACU-LIFT
- Industrial Manipulators
- Pallet Inverters /Tippers
- Levelers NIVELMATIC
- Tilters inclinators
- Skips
- Industrial fans
- Industrial flexible doors, high speed doors
- Cold storage doors
- Fire doors
- Safety gates DOK-GUARDIAN
- Festoon for mobile equipment
- Lifting appliances
- Industrial Radio Controls
- After Sales Service for above equipment

Ⓔ ATEX classified equipment as option.



BARCELONA

Tel 93 635 61 20
Fax 93 635 61 30
info@vinca.es

MADRID

Tel: (+34) 616 91 69 82
madrid@vinca.es

VALENCIA

Tel: (+34) 647 817 537
valencia@vinca.es

GALICIA

Tel: (+34) 648 923 832
galicia@vinca.es

C/ Técnica, 39
Pol. Ind. Torre Bovera
08740 St. Andreu de la Barca
BARCELONA
www.vinca.es

